

SPECIAL APPLICATIONS SOLUTIONS GALLERY

Pulp and Paper



Tricentric white liquor lime mud pump isolation

SPECIAL APPLICATIONS SOLUTIONS GALLERY

Municipal Service



3 CL300 Butt Weld End WCB Cast



4 CL150 Butt Weld End CF8M Fabricated



8 CL150 Lug CF8M Fire Isolation Extension Heat Shield & KMASS Actuator




18 CL50 Butt Weld End WCB Fabricated Steam Service

SPECIAL APPLICATIONS SOLUTIONS GALLERY

Aerospace



8 CL300 Cryogenic Test Application



96 Stainless US Air Force Wind Tunnel Application



12 CL150 DF Gate CF3M Cryogenic NASA LOX Shutoff



6 CL150 Wafer CF8M x Inc625 High Temperature Lockheed Martin Engine Test Stand



8 & 18 CL150 DF Gate CF3M Cryogenic NASA LOX Shutoff



4 CL300 6 CL150 Wafer CF8M x Monel Gaseous Oxygen Service

SPECIAL APPLICATIONS SOLUTIONS GALLERY

Aerospace



8 CL150 DF Gate CF3M Cryogenic
NASA LOX Application



8 CL300 Lug CF8M Cryo Test Flange Setup



3 CL150 DF Gate CF3M Cryogenic
NASA LOX Shutoff

SPECIAL APPLICATIONS SOLUTIONS GALLERY

Sea Brine Cooling Water



**30 CL150 DF Short
NiAlBz x Monel Trim
Seawater Service**




**16 CL150 Wafer NiAlBz x Monel
Replaceable Seat Recycle
Cooling Water Service**



**16 CL150 DF Short NiAlBr
Seawater Service**




30 CL150 Lug NiAlBz Seawater Service



**12 cl150 DF Gate NiAlBz Recycle
Cooling Water Service**



**24 Wafer and 30 Lug CL150 WCB w/ Impreglon
Coating x NiAlBz Trim Recycle Water**



**12 CL50 DF Gate NiAlBr Recycle
Cooling Water Service**

SPECIAL APPLICATIONS SOLUTIONS GALLERY

High Temperature



**3 CL300 Lug CF8MH
High Temperature Performance Test**



**8 CL150 Lug CF8M Fire Isolation Valves
Extension Heat Shield & KMASS Actuator**



**30 CL150 Lug CF8H High Temp
Heat Ext Sulfuric Acid Service**



**8 CL300 DF Short CF8MH High Temp
Heat Ext Heat Shield Actuated**



**16 CL600 Wafer High Temperature
Heat Extension**



**18 CL150 Lug CF8MH High Temp
Heat Extension Steel Mill Application**

SPECIAL APPLICATIONS SOLUTIONS GALLERY

High Temperature




3 CL150 Wafer High Temp Heat Extension

SPECIAL APPLICATIONS SOLUTIONS GALLERY

Reduced Port



6x4 CL150 Wafer WCB Steam Jacket Body



26x24 CL150 API Wafer WCB Steam Jacket & Traced Shaft in for Maintenance



16x14 CL150 Wafer WCB Steam Jacket Body & Traced Shaft Fail Open



10x8 CL150 Wafer WCB Steam Jacket Body & Shaft Tracing



24x8 CL150 Wafer WCB Flow Control Application



Sulfur Leakage at Flanges Without a Reduced Port Valve

SPECIAL APPLICATIONS SOLUTIONS GALLERY

Flow Control



4 CL150 Lug WCB Flow Control Cartridge Application



12 CL600 Lug CF8M x Stellite 21 High Vibration Flow Control Application



20 CL600 Wafer WCB Special Minimum Flow Control Disc Orifice



24x8 CL150 Wafer WCB Flow Control Application

SPECIAL APPLICATIONS SOLUTIONS GALLERY

Reduced Pressure Class



4 CL600x300 Wafer CF8M Natural Gas Shut Off Application



6 CL1500 x 300 RTJ Wafer WCB Control Application at Maintenance




16 CL900x600 DF Short CF8M Fertilizer Production Application

SPECIAL APPLICATIONS SOLUTIONS GALLERY

Non ASME Materials



16 CL150 DF Short B148
C95500 NiAlBr Seawater Application



8 CL150 Wafer Nickel 200 CZ100 with Intergral
Steam Jacket Caustic Soda Application



18 CL150 Lug Titanium Grade 2 Sulfuric Acid
Service Mine Application



3 CL150 Lug Titanium Gr2 x
Gr 5 Pulp Mill Application



6 CL300 Lug Inc 625 CW6MC



4 CL150 Lug Hast C CW2M SO2 Prescrub Water
Carbon Capture Clean Coal

SPECIAL APPLICATIONS SOLUTIONS GALLERY

Man Process Safe



3 CL300 Butt Weld End Double Block Offset Steam Service

SPECIAL APPLICATIONS SOLUTIONS GALLERY

Non Standard Ends Facings



3 CL300 Cast Butt Weld End



3 CL300 Cast Butt Weld End



10 CL1500 WCB Clamp End Valve Refinery Compressor Application

SPECIAL APPLICATIONS SOLUTIONS GALLERY

Extensions Linkage Gear Housings



6 CL600 Lug CF8M
Actuator Extension



4 CL300 Lug WCB
Handwheel Extension



12 CL150 Lug WCB Highseal MOV 1
Actuator Extension



2 CL150 Lug WCB 36 Foot
Gear Extension

SPECIAL APPLICATIONS SOLUTIONS GALLERY

Extensions Linkage Gear Housings



**16 CL300 Lug WCB
Gear Extension**



**30 CL150 DF Short CF8M Submersible Test
Actuator Enclosure Pressure**



30 CL150 DF Short CF8M Submersible Actuator Enclosure



10 CL150 Lug WCB 3 Way Linkage Tee Assembly

SPECIAL APPLICATIONS SOLUTIONS GALLERY

Specialty Surfacing



**8 CL150 Lug WCB Impreglon
222M Coating x CF8M**



**8 CL150 Lug WCB IPC
System 3 Red x CF8M**



**24 CL150 Lug WCB IPC
System 3 Red**



**24 CL150 Wafer WCB Impreglon System
3 Red Coating x NiAlBz Electrohydraulic Act**



**36 CL150 DF Special WCB
Nickel Plated**



**24 Wafer and 30 Lug CL150 WCB with Impreglon
Coating x NiAlBz Trim Recycle Water**

SPECIAL APPLICATIONS SOLUTIONS GALLERY

Supplemental Testing



3 CL300 Lug CF8M High Temp Performance
Pretest-1



10 CL300 Lug CF8M High Temp Performance
Pretest-2



12 CL150 DF CF8M Cryogenic NASA Testing



18 CL150 DF CF8M Cryogenic
NASA Test



30 CL300 DF Gate WCB Electro Hydraulic Test
Actuator Pressure and Cycle



8 CL300 Lug CF8M Cryogenic Test