


COMPLEMENTARY PRODUCTS SOLUTIONS GALLERY



12 CL150 Lug WCB Highseal MOV Actuator Extension



Bolt On Jackets Cast Aluminum 28 CL150 DF Short



Gear Extension 36 Feet on 12 CL150 Lug WCB



Gear Extension 36 Feet on 12 CL150 Lug WCB



3 Way Linkage Tee Assembly 10 CL150 Lug WCB



Actuator Extension 6 CL600 Lug CF8M

COMPLEMENTARY PRODUCTS SOLUTIONS GALLERY



**Actuator Extended with Heat
Shield & KMASS 8 CL150 Lug Fire Iso.**



**Chainwheel and Gear
8 CL150 Lug CF8M**



Actuator Extension MOV 18 CL150 Lug



**Actuator with Positioner 3
CL150 Wafer**



Flow Control Cartridge 4 CL150 Lug WCB



Cryogenic Testing 12 CL150 DF CF8M NASA



Cryogenic Testing 8 CL300 Lug CF8M


COMPLEMENTARY PRODUCTS SOLUTIONS GALLERY



High Temp Performance Pretest 3 CL300 Lug CF8M



High Temp Performance Pretest 10 CL300 Lug CF8M




Submersible Actuator Enclosure 30 CL150 DF Short CF8M



**Jacketed Bolt on Pups with 20 CL150 Wafer WCB
Jacketed Body**



**Pressure and Performance Testing
Electro Hydr Act 30 CL300 DF Gate**



**High Temp Performance Testing
3 CL300 Lug CF8M at 1350F**

COMPLEMENTARY PRODUCTS SOLUTIONS GALLERY



Spacer Ring 4 CL150 Lug WCB



Gear Extension on 16 CL300 Lug WCB



Positioner Transmitter and Gear on 10 CL150 Lug WCB



Handwheel Extension 4 CL300 Lug WCB



Spool Piece Carbon Steel with 10 CL300 Lug WCB