

OIL & GAS SOLUTIONS GALLERY



4 CL150 Wafer WCB Steam Jacket



6 CL150 Wafer CF8M Jacket Body Special Nipple Connection



6 CL150 DF Short WCB w/ Steam Jacket Control Service



6 CL600 DF Short LCC x CF8M



12 CL600 Wafer LCC Gas Plant Application



12 CL150 DF Short WCB w/ Aluminum Bolt on Jackets

OIL & GAS SOLUTIONS GALLERY



18 CL150 Wafer CF8M Jacketed Body w/ JOE Connection & Traced Shaft



20 CL150 DF Gate WCB



20 CL150 Lug WCB Jacket Body & Disc w/ Shaft tracing



20 CL150 Lug WCB Jacket Body & Disc w/ Shaft Tracing



20 x 18 CL150 Wafer WCB Jacketed Body & Jacketed Bolt on Pups



24 CL150 Lug Jacketed Body & Disc


OIL & GAS SOLUTIONS GALLERY



28 CL150 DF Short WCB



28 CL150 DF Short WCB with Bolt on Jacket



30 CL300 DF Gate WCB



36 CL150 Lug WCB Jacketed Body & Disc Fail Open



36 CL150 Lug WCB Jacketed Body & Disc Fail Open



48 CL150 DF Short WCB

OIL & GAS SOLUTIONS GALLERY




48 CL150 DF Gate WCB




54 CL150 Lug WCB



60 CL150 DF Special WCB Jacketed Body



60 CL150 DF Short WCB Jacket Body & Traced Shaft Fail Open



72 CL150 DF Special WCB